

**POLICE**
SCOTLAND
POILEAS ALBA

Inverclyde

Performance Summary Report

Reporting Period: 01/04/2024 - 28/02/2025

Unless otherwise stated, all data provided is for the period 1 April - 28 February 2025, and all comparisons are made with the same period in 2023/24. All statistics are provisional and should be treated as management information. All data have been extracted from Police Scotland internal systems and are correct as of 23 March 2025.

Incidents Recorded	Common Assault	Overall Dishonesty	Domestic Abuse Incidents
<div>-7.1%</div> <div></div> <div>16,645</div> <div>Overall Violent Crime</div>	<div>+7.5%</div> <div></div> <div>634</div> <div>Sexual Crime</div>	<div>-6.7%</div> <div></div> <div>1,311</div> <div>Road Traffic Casualties</div>	<div>+19.8%</div> <div></div> <div>751</div> <div>Disorder Complaints</div>
<div>+6.8%</div> <div></div> <div>725</div> <div>Missing People</div>	<div>Total Crime</div> <div>-3.7%</div> <div></div> <div>5,275 Crimes</div>		<div>-9%</div> <div></div> <div>1,885</div> <div>Housebreaking</div>
<div>+48.2%</div> <div></div> <div>249</div>			



Inverclyde Performance Summary Report Reporting Period: 1 April 2024 to 28 February 2025

SECTION	PAGE NUMBER
Introduction	2
Executive Summary	3
Demand Analysis	4
Antisocial Behaviour, Violence & Disorder	5
Protecting Vulnerable People	6
Acquisitive Crime	7
Cyber and Digital Crime	7
Road Safety and Road Crime	8
Public Confidence - Complaints & Allegations	9
Local Priority Policing Outcomes - Case Studies	10
Forthcoming Initiatives	10

Introduction

I am pleased to present this report to the Police Fire and Rescue Committee for its information and consideration. Please note that all data included in this report are management information and not official statistics. All data are sourced from Police Scotland internal systems and are correct as of date of publication. Unless stated otherwise, numerical comparisons are against the comparable period in the preceding reporting year.

Chief Superintendent Rhona Fraser
Local Policing Commander
Renfrewshire and Inverclyde Division

INVERCLYDE POLICING PRIORITIES 2023 - 2026

EXECUTIVE SUMMARY

Violence, Disorder and Antisocial Behaviour

Violent crime in Inverclyde rose 6.8%, mainly due to a rise in minor assaults, while attempted murders and murders declined. Domestic abuse remains a key factor. Detection rates for violent and weapons offences improved notably. Weapons offences fell 4.4%, supported by school and community engagement. Disorder complaints dropped 9%, with significant reductions in vandalism and wilful fire-raising. Hate crimes totalled 128, with race the most targeted characteristic and a 68% detection rate.

Protecting People at Risk of Harm

Recorded sexual crimes in Inverclyde fell by 26.5%, with sexual assaults down 51.9%, but technology-facilitated offences like disclosing intimate images rose sharply. Missing person reports increased by 48.2%, largely due to changes in recording practices, with children - especially those in care - making up most cases. Domestic abuse incidents rose 19.8%, driven mainly by minor assaults and threatening behaviour. Inverclyde saw seven confirmed drug deaths, all involving cocaine, with efforts ongoing to reduce drug harm through education and enforcement.

Acquisitive and Cyber/Digital Crime

Inverclyde recorded a 6.7% decrease in crimes of dishonesty, contrasting with a slight national rise. Detection rates improved significantly, reaching 53.3%. Housebreaking and fraud both declined, though fraud remains a complex and evolving threat. Shoplifting increased by 17%, driven largely by a small number of prolific repeat offenders. Police are actively engaging with businesses and using exclusion zones to deter offenders. Cyber-enabled fraud now accounts for a large share of financial crime, prompting continued preventative efforts and public awareness initiatives.

Road Safety and Road Crime

Inverclyde recorded 47 road traffic casualties, a slight decrease from the previous year. Police Scotland continues to prioritise road safety through targeted enforcement and education campaigns, supported by the Road Policing Unit and Safety Camera Unit. Road traffic offences remained steady at 886, with notable increases in speeding, mobile phone use, and driving under the influence. The detection rate rose to 85%, reflecting ongoing efforts to improve road safety and reduce risk through local and national initiatives.

POLICE SCOTLAND'S POLICING PRIORITIES 2023 - 2026

Protecting vulnerable people

Renfrewshire and Inverclyde Division continues to support a multi-agency approach to reduce drug deaths, to engage with Scottish Government and stakeholders to influence approaches to supporting individuals with complex mental health needs, and to work in partnership to develop local effective and efficient pathways to support vulnerable people.

Tackling crime in the digital age

Police in Inverclyde continue to benefit from the support of specialised Police Scotland units such as the Cybercrime Unit and the Economic Crime and Financial Investigation Unit, amongst others. There are continued efforts to ensure our Officers have the training, resources and equipment needed to tackle the threat arising from cyber related criminality and technological advancement.

Working with communities

The Division continues to support this Police Scotland priority and to develop strategic partnerships to find synergy in policy making and shared resources. Police in Inverclyde recognise the importance of engaging with communities to understand their needs, and strive to support innovation in local partnership settings.

Support for operational policing

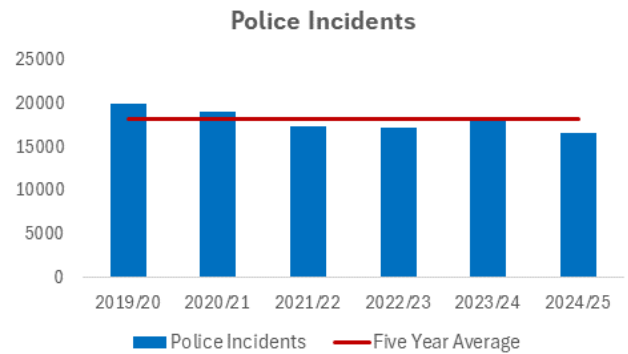
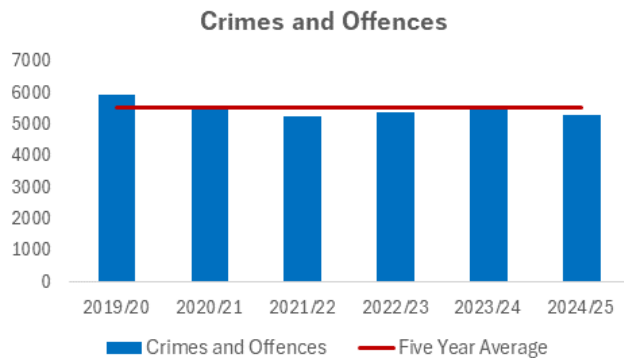
Inverclyde Police continue to link in closely with Police Scotland's Corporate Services who enable and support operational resources to deliver against the strategic priorities and their outcomes. As part of the Digitally-Enabled Policing Programme, migration to new national Core Operational Systems has led to increased efficiency and deployability of local Police Officers, allowing them to more effectively serve Inverclyde's communities.

DEMAND ANALYSIS

PYTD - PREVIOUS YEAR TO DATE

CYTD - CURRENT YEAR TO DATE

CRIME	PYTD	CYTD	INCIDENTS	PYTD	CYTD
Total Crimes & Offences	5,480	5,275	Total number of incidents	17,918	16,645



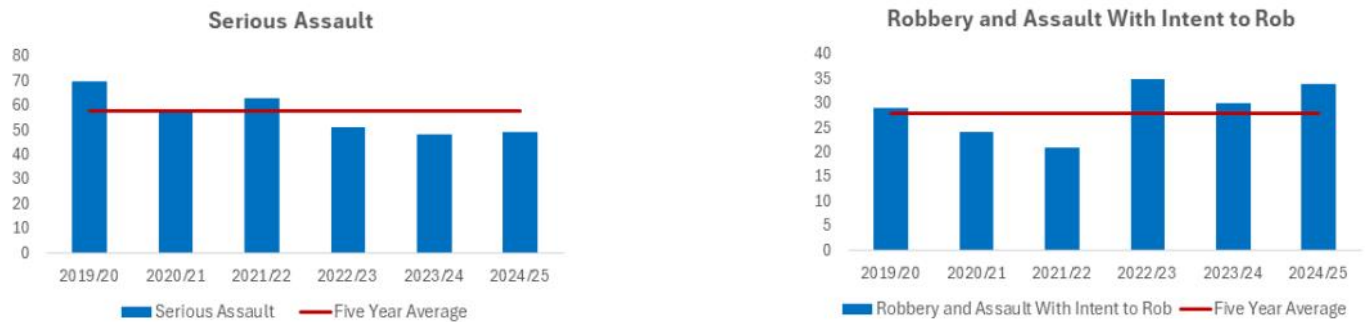
Crime and Offences

Year on year, crimes and offences in Inverclyde have fallen by 3.7%, to a total of 5,275. Conversely, recorded crimes and offences have increased by 0.7% at a national level. In Inverclyde, there was a drop in six of the eight crime groups, namely Group 2 sexual crimes (e.g. sexual assault and indecent communications offences), Group 3 crimes of dishonesty (e.g. housebreaking, fraud and theft of motor vehicle), Group 4 crimes of damage and reckless behaviour (e.g. wilful fireraising and vandalism), Group 5 crimes against society (e.g. drugs and weapon offences), Group 7 miscellaneous offences (e.g. licensing offences and general telecommunications offences) and Group 8 road traffic offences (e.g. seatbelt offences and driving dangerously). Meanwhile, recorded Group 1 non-sexual crimes of violence (e.g. minor assault, serious assault, and robbery) and Group 6 antisocial offences (e.g. breach of the peace and threatening/abusive behaviour) rose on last year's figures. The overall detection rate for crimes and offences in Inverclyde is 72.1%, an increase on the previous year's position of 64.7%; the detection rate also remains above the current national position of 66.2%.

Police Incidents

Police incidents recorded this year have dropped by 7.1%, totalling 16,645, with the reduction in abandoned/silent 999 calls (the result of technical solutions addressing accidental emergency dials from certain smartphones) accounting for around 82% of this variance. However, a decrease was also noted in other incident types including calls relating to fires, external agency requests, public nuisance reports, in addition to damage and disturbance calls. Conversely, there are indications of a rise in other incidents, with more reports of missing persons/absconders, bail/curfew/address checks, assist member of the public incidents and noise complaints. We continue to work closely with partner agencies to ensure the implementation of the most appropriate and proportionate Police response to identified issues.

VIOLENCE, ANTISOCIAL BEHAVIOUR AND DISORDER



Violence

Overall violent crime has risen by 6.8% compared to the same period in 2023/24, totalling 725 recorded crimes. An increase in minor assaults (+11.6%) was the primary driver in this, though serious assaults also increased slightly (+4.1%, an additional two crimes). However, two fewer attempted murders and three fewer murders occurred, compared to the previous year. Domestic abuse continues to be a key issue in crimes of violence, with 35% of common assaults, 27% of robberies and 14% of serious assaults in Inverclyde having a domestic element. The detection rate for violent crimes in Inverclyde in the reporting period was 64.2%, a significant increase on the previous year's rate of 47.7%.

Weapons Offences

152 offensive/bladed weapons offences were recorded in the current reporting period, a decrease of 4.4% on the previous year. Continued proactive focus on the issue contributed to the detection rate for weapons offences rising to 85.5% (from 81.1% in the previous year). Community Policing Officers and the Partnerships and Preventions Team have also worked across Inverclyde schools to deliver programs like "No Knives, Better Lives" and have also engaged with local community groups to address specific antisocial behaviour concerns.

Disorder and Antisocial Behaviour

Complaints regarding disorder in Inverclyde decreased by nine percent, with a total of 1,885 incidents reported. Tackling disorder and antisocial behaviour remains a key focus of the Inverclyde Partnership Hub, a police-led multi-agency initiative that collaborates with statutory and third-sector organisations. Crimes involving damage and reckless behaviour also fell by 21% compared to the previous year, totalling 429 crimes. Wilful fireraising crimes dropped significantly, with 30 crimes compared to the previous year's total of 71 (-57.7%). Meanwhile, recorded crimes of vandalism fell by 19.2% to a total of 367.

Hate Crime

During the reporting period, 128 hate crimes were recorded in Inverclyde, with a detection rate of 68% for these crimes. In addition to the impact of new legislation, changes in methodology and counting rules arising from the introduction of new recording systems make comparisons with previous years challenging. Race was the most commonly targeted protected characteristic, featuring in just over half of recorded hate crimes in Inverclyde.

PROTECTING VULNERABLE PEOPLE

Sexual Crime

Although overall recorded sexual crimes fell by 26.5%, trends varied significantly in terms of specific crime types. There was a slight decrease in recorded rapes (-5.6%), though this remains a critical area of concern. In contrast, sexual assault cases dropped by 51.9%, reflecting a considerable reduction in these crimes. Other categories such as indecent photos of children decreased in frequency, while threatening or disclosing intimate images surged by 55.2%, indicating a growing problem with online harassment or non-consensual image-sharing. Notably, causing to view sexual activity or images rose by 34.9%, pointing to an increase in crimes facilitated by digital platforms, reflecting the broader trend of technology-driven offences.

Missing People

Inverclyde Police take all missing person reports seriously, using a rigorous threat assessment to determine potential risks to the individual or others. During the reporting period, 127 individuals collectively featured in a total of 249 missing person reports. A total of 30 individuals were reported missing on more than one occasion during the reporting period. Compared to the same period in the previous year, total missing person reports increased by 48.2%. A significant contributory factor for this increase is the National Missing Persons Unit's implementation of national business rules relating to how these incidents are recorded and when forms must be raised, which have helped establish an accurate reflection of the number of missing people and the resulting demand of these incidents on frontline officers. 68% of people reported missing were children - with a large proportion of these featuring care-experienced young people. While 26% of missing people returned of their own accord, 58% were traced as a result of Police investigations - with the remaining 16% being traced by family, members of the public or other agencies.

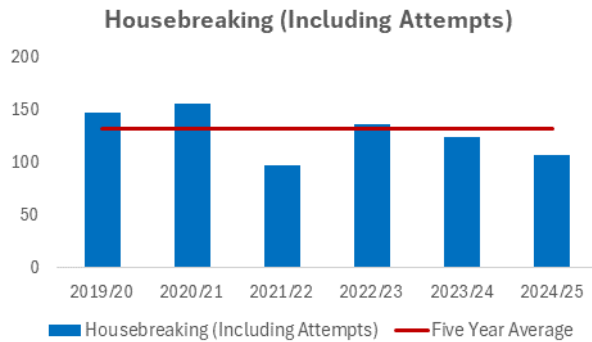
Domestic Abuse

Tackling domestic abuse remains a top priority for Renfrewshire and Inverclyde Division. While domestic abuse is widely recognised as under-reported, police remain committed to providing a professional, sensitive, and consistent response to victims. Caution should be exercised when comparing the number of domestic abuse incidents involving recorded crimes and the detection rate, as changes in methodology and counting rules, introduced with a new recording system this year, affect direct comparisons with previous periods. Despite these caveats, Inverclyde recorded a 19.8% increase in domestic abuse incidents over the past year, reaching 751 cases, with 355 of these (47.3%) resulting in a crime being recorded. Approximately 38% of domestic abuse crimes were minor assaults, with crimes of threatening and abusive behaviour comprising a further 15% of the total number of domestic-related crimes. Multi-agency collaboration remains critical in safeguarding victims and holding offenders accountable, with the Multi-Agency Tasking and Coordination (MATAC) and Multi-Agency Risk Assessment Conferences (MARAC) frameworks continuing to provide essential support and ensuring effective partnership working.

Drug-Related Deaths

Seven confirmed and 11 suspected drug-related deaths occurred in Inverclyde during the reporting period, with toxicology results still awaited in relation to the latter. Although a range of substances were identified as contributing to drug-related deaths, cocaine was the most commonly implicated drug and was identified as a factor in all seven confirmed drug deaths. We continue to collaborate with various partners to combat drug-related harm, including delivering educational programs in schools and taking proactive measures to address drug supply and distribution within the community.

ACQUISITIVE CRIME



Converse to a rise of 0.4% at a national level, recorded crimes of dishonesty in Inverclyde decreased by 6.7% on the previous year, with a total of 1,311 recorded crimes. The current detection rate for acquisitive crimes in Inverclyde is 53.3%, considerably above the previous year's rate (42.2%) as well as the national rate for the same period (35.3%).

A total of 107 housebreaking crimes (including attempts) were recorded, a decrease of nearly 14% on the previous year. Housebreaking crimes of all types have fallen on the previous year's figures, with fewer crimes to dwelling houses, sheds/outbuildings and also commercial/public buildings. The detection rate also increased from the previous year's position of 20.2%, to 27.1% in the current reporting year.

Although fraud continues to be identified as a key threat in Inverclyde due to ever-evolving methods used by fraudsters, recorded crimes have fallen by nearly 23% on last year's figures, with a total of 138 crimes reported. Common fraud categories targeting victims in Inverclyde include banking and credit industry frauds, consumer and retail frauds, with other methods including romance, investment and pension fraud occurring less commonly, but nonetheless demonstrating the diverse nature of financial crime.


Theft by shoplifting crimes constituted more than half of the overall total number of crimes of dishonesty. Recorded shoplifting crimes increased by nearly 17% on the previous year, reaching a total of 705 crimes. Repeat offending continues to be a key issue in respect of shoplifting crime, with nine individuals charged with a collective total of 63 shoplifting crimes in Inverclyde.

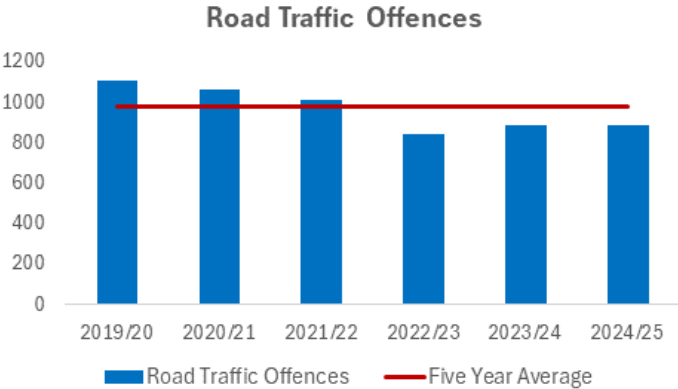
CYBER & DIGITAL CRIME

Cyber-enabled crime remains a significant concern for communities in Inverclyde. Fraud continues to be the most commonly recorded cyber-enabled in Inverclyde, with 40% of all recorded frauds being perpetrated online. We continue to address this issue through local partnerships and national collaboration with the Cyber Scotland Partnership and the financial sector to raise awareness of online fraud.

Other common cyber-enabled crimes in Renfrewshire included telecommunications offences, threats and extortion, indecent communications, the unsolicited sharing of indecent images, and possession of indecent images of children (IIOC). To combat online child sexual abuse and exploitation, we work with specialist national units and engage with a range of partner agencies to promote preventative awareness.

ROAD SAFETY AND ROAD CRIME

Road Traffic Casualties		2023/24	2024/25
	Number of persons killed on our roads	0	1
	Number of persons seriously injured	17	21
	Number of persons slightly injured	32	25
	Number of children seriously injured	0	1
Road Traffic Data from 01/04/2024 to 28/02/2025			



Road Casualties

During the reporting period, Inverclyde recorded 47 road traffic casualties - a reduction of two on the same period in 2023/24. Police Scotland remains committed to reducing road casualties through ongoing enforcement and education efforts. The dedicated Road Policing Unit (RPU) from Police Scotland’s Operational Support Division continues to support local policing through a range of road safety and crime prevention campaigns. Recent initiatives have included Operation Drive Insured, Brake Safety Road Week, the National Taxi Education & Enforcement Campaign, and the Festive Drink Drug Drive Campaign.

The West Safety Camera Unit (SCU) of Safety Cameras Scotland continues to assist Inverclyde Police across the local authority area. Camera deployment is guided by a detailed assessment of collision volume, severity, and causation. Officers will maintain close coordination with the RPU, partners, and the community to enhance road safety efforts.

Road Traffic Offences

A total of 886 road traffic offences were recorded in Inverclyde during the period, with figures effectively remaining static on the same period in 2023/24. Nationally, recorded road traffic offences increased by just over two percent on the previous year. In Inverclyde, a proactive focus on road safety and road crime has contributed to an increase of 53.9% in speeding offences, a 37.5% rise in mobile phone offences, and 37.5% increase in driving under the influence offences. The detection rate for road traffic offences in Inverclyde is 85%, which remains above the previous year’s rate of 81.7%.

PUBLIC CONFIDENCE: COMPLAINTS & USER SATISFACTION

COMPLAINTS ABOUT THE POLICE

TOTAL COMPLAINT CASES RECEIVED			TOTAL NUMBER OF ALLEGATIONS RECEIVED		
YTD	LYTD	% Change	YTD	LYTD	% Change
66	79	-16.5%	123	132	-6.8%

In the reporting period April to December 2024, a total of 66 complaint cases and 123 allegations were received in Inverclyde. 98 related to 'on duty' allegations, with over half of on duty allegations pertaining to irregularity in procedure. A further 25 allegations were received relating to quality of service, with a large proportion of these relating to policy or procedure.

Allegation Category and Type	YTD	PYTD	% change from PYTD
On Duty - TOTAL	98	96	2.1%
Assault	9	7	28.6%
Corrupt Practice	1	0	x
Discriminatory Behaviour	1	2	-50.0%
Excessive Force	14	6	133.3%
Incivility	17	18	-5.6%
Irregularity in Procedure	49	53	-7.5%
Neglect of Duty	0	2	-100.0%
Oppressive Conduct/Harassment	2	2	0.0%
Other - Criminal	0	2	-100.0%
Other - <u>Non Criminal</u>	1	2	-50.0%
Traffic Irregularity/Offence	1	2	-50.0%
Unlawful/Unnecessary Arrest or Detention	3	0	x
Quality Of Service - TOTAL	25	36	-30.6%
Policy/Procedure	12	6	100.0%
Service Delivery	6	8	-25.0%
Service Outcome	7	22	-68.2%
Grand Total	123	132	-6.8%

PUBLIC CONFIDENCE

81.9% of respondents to the 'Your Police' survey reported that they felt safe in their local area, compared to the national figure of 83.2%. 44.8% of respondents reported that their concern about crime had increased in the last 12 months, lower than the national proportion of 50.3%.

42.7% agreed, or strongly agreed that they had confidence in the Police in their local area, with 39.6% of respondents giving this response at the national level. 27.9% of Inverclyde respondents expressed the opinion that the police were doing a good job in the local area (nationally, 32.8% of respondents responded this way).

Key concerns raised by the community in the recent period include antisocial behaviour, road traffic issues such as inconsiderate and dangerous parking and speeding, and crimes of damage such as vandalism and wilful fire-raising.

LOCAL POLICING PRIORITY OUTCOMES – CASE STUDIES

Unmarked Vehicle Pilot

Throughout April and May, the Priority Policing Team (PPT) Unmarked Vehicle Pilot continued to develop, now involving both PPT and Local Problem Solving Team (LPST) officers to maximise use and provide valuable experience in tackling road traffic and serious organised crime-related issues. The pilot has been productive, with 205 stops, six vehicles seized, 53 intelligence logs, and 43 detections, including multiple drug possession offences, disqualified and uninsured driving, and dangerous driving. Officers also responded to 10 urgent assistance calls, which assisted our colleagues greatly. Enforcement activity included several Sheriff Misuse of Drugs Act warrants in Greenock and Port Glasgow, leading to the seizure of cocaine, herbal cannabis, nearly £10,000 in cash, drug paraphernalia, and a knuckleduster. This initiative has proven effective in addressing road traffic violations and drug-related crime while demonstrating the value of cross-team collaboration.

Community Engagement and Support Activities

LPST officers have also been heavily involved in various community engagement and support activities. These included supporting an eviction at Dempster Street, conducting leaflet drops to promote safety, and providing inputs to air cadets, schools, and community wardens. Officers engaged in Distress Brief Intervention (DBI) training and took part in the Inverclyde Fireskills course, further enhancing their operational readiness. They also supported multiple community events, such as the Veterans Champion Meeting, Greenock Town Centre Regeneration Forum, and the Local Authority Liaison Officer - Partners Against Rural Crime event. In addition, anti-disorder patrols were conducted during the Morton FC vs Dunfermline FC match, showcasing the officers' active role in maintaining community safety and building strong relationships with local groups.

FORTHCOMING INITIATIVES

Preventions Inputs

Upcoming engagements will focus on raising awareness around cybercrime and internet safety through presentations across multiple schools in Inverclyde, including a specific focus on the issue of sexual extortion.

Road Safety and Road Crime

Police in Renfrewshire, assisted by specialist Road Policing Officers, will continue to support and promote national road safety campaigns in the forthcoming period, including the 2 Wheels Campaign in June, Summer Drink Drug Drive campaign (June - July) and the Drug Driving Week campaign in August.